

A guide to our Investment Funds

CH Church House
Investment
Management



About Church House

We specialise in portfolio and fund management combined with investment advice.

Majority-owned by the directors, Church House has been providing trusted advice to generations of families and other investors for over 20 years. Our belief is that successful investing is about effective risk management.

Contact Us

London office

50 Grosvenor Street, Mayfair, London, W1K 3HW
T: 020 7534 9870

Sherborne office

York House, 6 Coldharbour, Sherborne, DT9 4JW
T: 01935 382620

enquiries@church-house.co.uk
www.ch-investments.co.uk

INVESTMENT GRADE FIXED INTEREST

Who is it suitable for?

The fund would suit an investor who wants regular income and capital stability within a diversified portfolio. Investors with a **low to medium risk** tolerance will have higher exposure to the fund, within their portfolio, than those with a **higher risk** tolerance.

What is the fund objective?

To provide quarterly income while maintaining your capital over the long term. The manager aims to achieve this by adopting an active style, which means he and the wider investment team assess the suitability of individual holdings for the fund.

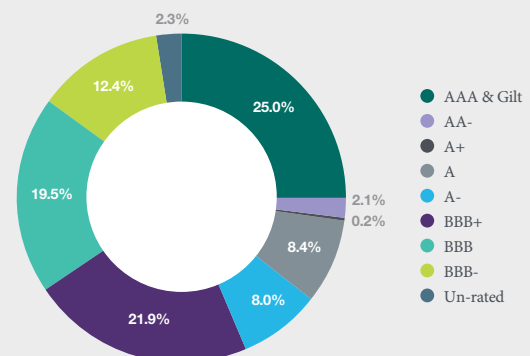
Key Facts

- Launched in 2000
- 100% of holdings are investment grade
- Strict risk management controls support key objectives such as low volatility
- Manager has access to specialist markets to help secure suitable holdings

- Income payments made on a quarterly basis
- Holdings are predominately in UK currency, reducing exchange rate risk
- Manager holds Top UK fund manager rating from fund data business FE Fundinfo
- Active management style

Breakdown

The primary holdings for this fund are sterling-denominated investment-grade corporate bonds. Investments are also made in floating rates notes which provide some protection from rising interest rates. Investment grade bonds are used by a bank and or non-financial company (e.g. Tesco) to raise money from investors. The term investment grade is a reference to the lower-risk status of these holdings. By lower risk, we mean less chance of default, which could adversely impact income and capital repayment.




As at 29.03.24 Source: Church House

Risk & Reward Profile

This indicator aims to give you a measure of the price movement of this unit class based on past data. It uses historic returns over the last five years. If five years' data is not available, simulated data based on a representative portfolio are used.

Past data may not be a reliable indication of the future risk profile of the Fund. The risk category may change in the future and is not guaranteed. The lowest category does not mean risk free. The value of investments and the income from them may fall as well as rise and you may not get back the amount you originally invested.

This Fund has been measured as 3 because its investments have experienced low to moderate volatility in the past.



Fund in numbers

Size	£337.0m
Annualised 10 Yr Rolling Performance	2.19%
Annualised 10 Yr Rolling Volatility	4.07%
Current Yield	4.99%

As at 15.04.24 Source: FE Analytics.

TENAX ABSOLUTE RETURN STRATEGIES

Who is it suitable for?

The fund would suit an investor who wants to prioritise capital preservation within a diversified portfolio. Investors with a **low to medium risk** tolerance will have higher exposure to the fund, within their portfolio, than those with a **higher risk** tolerance.

What is the fund objective?

To protect your capital by achieving positive returns over rolling 12-month periods at low levels of volatility. Management of the fund is on an active basis, and holdings are in a diverse range of asset classes.

Key Facts

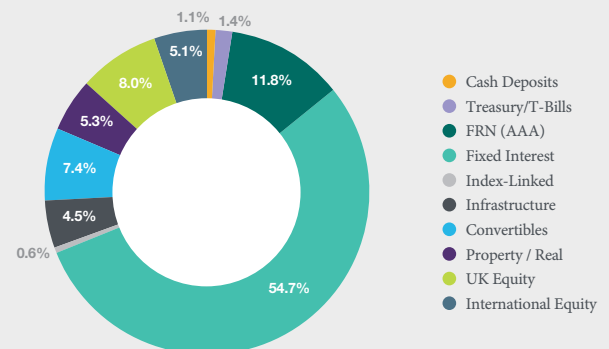
- Launched in 2007
- Multi-asset - exposure to equities, fixed interest and others
- Origins in a client portfolio
- Consistent investment process

- Managers have decades of experience in equity and fixed-interest investing
- Active management style

Breakdown

Tenax Absolute Return Strategies is a multi-asset fund, so it can include cash, equities, fixed interest and alternative holdings.

There is no fixed allocation model rather, the managers will change the asset mix from time to time, considering market conditions. Any adjustments are made with the aim of maintaining a low level of volatility in the value of the fund's assets.




As at 29.03.24 Source: Church House

Risk & Reward Profile

This indicator aims to give you a measure of the price movement of this share class based on past data. It uses historic returns over the last five years. If five years' data is not available, simulated data based on a representative portfolio are used.

Past data may not be a reliable indication of the future risk profile of the Fund. The risk category may change in the future and is not guaranteed. The lowest category does not mean risk free. The value of investments and the income from them may fall as well as rise and you may not get back the amount you originally invested.

This Fund has been measured as 3 because its investments have experienced low to moderate volatility in the past.



Fund in numbers

Size	£201.7m
Annualised 10 Yr Rolling Performance	2.07%
Annualised 10 Yr Rolling Volatility	4.15%
Current Yield	3.38%

As at 15.04.24 Source: FE Analytics.

BALANCED EQUITY INCOME

Who is it suitable for?

The fund would suit an investor who wants the opportunity for long-term capital growth together with a stable income from a diversified portfolio. Investors with a **low to medium risk** tolerance will have higher exposure to the fund, within their portfolio, than those with a **higher risk** tolerance.

What is the fund objective?

To provide a balance of long-term income and capital growth from an actively managed portfolio of equities and bonds. The manager's focus is on the stability of the income rather than increasing it over time.

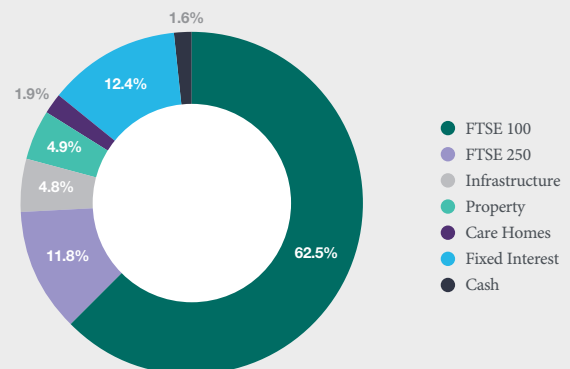
Key Facts

- Launched in 2002
- Fund invests predominately in larger companies
- Minimum 70% allocation to UK equities
- Focus on investing in companies with high dividends
- Large portion of equity holdings in FTSE 100 companies
- Active management style

Breakdown

The fund holdings can be broadly split between large UK companies, fixed-interest assets, smaller companies and cash. The approximate balance between equities and fixed interest is 80%/20%.

This blend is ideally suited to long-term investors wanting to balance the growth opportunity from equities with the reduced risk from holding fixed-interest assets.




As at 29.03.24 Source: Church House

Risk & Reward Profile

This indicator aims to give you a measure of the price movement of this unit class based on past data. It uses historic returns over the last five years. If five years' data is not available, simulated data based on a representative portfolio are used.

Past data may not be a reliable indication of the future risk profile of the Fund. The risk category may change in the future and is not guaranteed. The lowest category does not mean risk free. The value of investments and the income from them may fall as well as rise and you may not get back the amount you originally invested.

This Fund has been measured as 5 because its investments have experienced moderate to high volatility in the past.



Fund in numbers

Size	£62.8m
Annualised 10 Yr Rolling Performance	3.72%
Annualised 10 Yr Rolling Volatility	10.31%
Current Yield	3.45%

As at 15.04.24. Source: FE Analytics.

UK EQUITY GROWTH

Who is it suitable for?

The fund would suit an investor who wants the prospect of long-term capital growth from a diversified equity portfolio. Investors with a **medium to high-risk** tolerance will have higher exposure to the fund, within their portfolio, than those with a **lower risk** tolerance.

What is the fund objective?

To deliver long-term capital growth from an actively managed portfolio of UK equities. The strategy is to achieve this by focusing on high-quality companies with strong fundamentals and management.

Key Facts

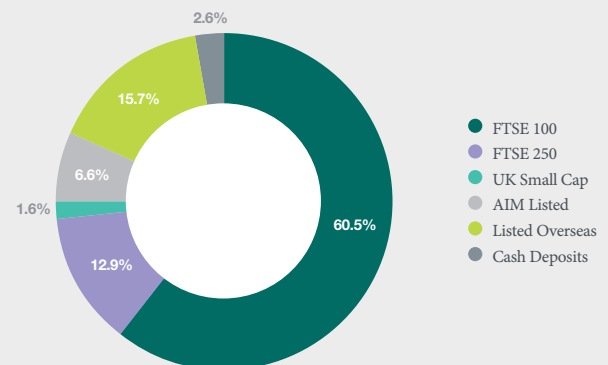
- Launched in 2000
- Focus is on larger companies
- Up to 20% of holdings can be in smaller companies, overseas equities or cash
- Best of British: Global exposure from UK listed businesses

- Managers identify quality growth companies through in-depth research
- Active management style

Breakdown

At least 80% of the fund's investments are in large UK companies, being those incorporated, listed or domiciled in the UK. The balance can include holdings in smaller companies, overseas equities, and cash.

This blend is ideally suited to long-term investors whose preference is having their money invested in large established businesses.




As at 29.03.24 Source: Church House

Risk & Reward Profile

This indicator aims to give you a measure of the price movement of this unit class based on past data. It uses historic returns over the last five years. If five years' data is not available, simulated data based on a representative portfolio are used.

Past data may not be a reliable indication of the future risk profile of the Fund. The risk category may change in the future and is not guaranteed. The lowest category does not mean risk free. The value of investments and the income from them may fall as well as rise and you may not get back the amount you originally invested.

This Fund has been measured as 6 because its investments have experienced high volatility in the past.



Fund in numbers

Size	£91.2m
Annualised 10 Yr Rolling Performance	5.19%
Annualised 10 Yr Rolling Volatility	13.06%
Current Yield	0.35%

As at 15.04.24 Source: FE Analytics.

UK SMALLER COMPANIES

Who is it suitable for?

The fund would suit an investor who wants the prospect of long-term capital growth from a diversified portfolio. Investors with a **high-risk** tolerance will have higher exposure to the fund, within their portfolio, than those with a **low to medium risk** tolerance.

What is the fund objective?

To deliver long-term capital growth from an actively managed portfolio of UK equities. The strategy is to achieve this by focusing on a concentrated group of holdings.

Key Facts

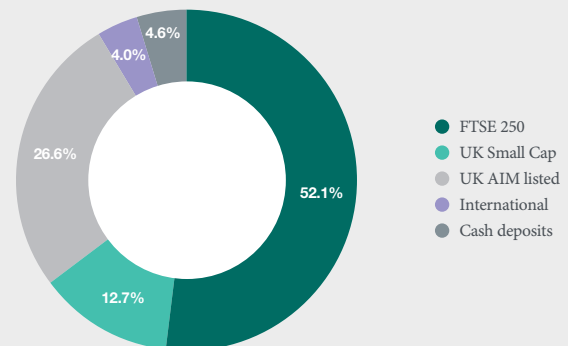
- Launched in 2012
- Investment mandate changed in 2020
- Focus is on investments in smaller companies
- Invests in businesses which exhibit quality growth characteristics

- Majority of holdings are in businesses established in or operating from the UK
- Active management style

Breakdown

At least 80% of the fund's investments are in small UK companies, being those established or operating from the UK.

The balance can include holdings in larger companies, overseas equities, and cash. The fund can invest in any industry or sector.



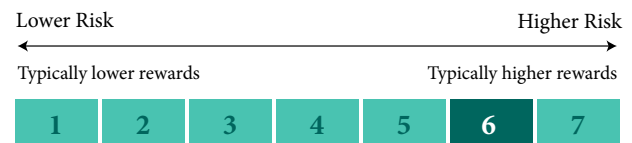
As at 29.03.24 Source: Church House

Risk & Reward Profile

This indicator aims to give you a measure of the price movement of this share class based on past data. It uses historic returns over the last five years. If five years' data is not available, simulated data based on a representative portfolio are used.

Past data may not be a reliable indication of the future risk profile of the Fund. The risk category may change in the future and is not guaranteed. The lowest category does not mean risk free. The value of investments and the income from them may fall as well as rise and you may not get back the amount you originally invested.

This Fund has been measured as 6 because its investments have experienced high volatility in the past.



Fund in numbers

Size	£12.9m
Annualised 10 Yr Rolling Performance	0.38%
Annualised 10 Yr Rolling Volatility	14.79%
Current Yield	1.40%

As at 15.04.24 Source: FE Analytics.

ESK GLOBAL EQUITY

Who is it suitable for?

The fund would suit an investor who wants the prospect of long-term capital growth from a diversified portfolio. Investors with a **medium to high-risk** tolerance will have higher exposure to the fund, within their portfolio, than those with a **lower risk** tolerance.

What is the fund objective?

To deliver long-term capital growth from an actively managed portfolio of international equities

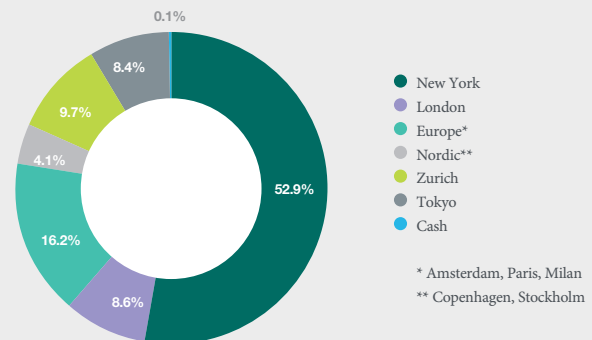
Key Facts

- Launched in 1996
- Focus in on larger companies
- Investments made in developed markets
- No emerging market holdings
- Manager has decades of equity experience
- Active management style

Breakdown

At least 80% of the fund's investments are in the shares of global companies. No more than 15% of investments can be in businesses established in the UK.

The balance can include holdings in smaller companies, fixed-interest assets, and cash.




As at 29.03.24 Source: Church House

Risk & Reward Profile

This indicator aims to give you a measure of the price movement of this unit class based on past data. It uses historic returns over the last five years. If five years' data is not available, simulated data based on a representative portfolio are used.

Past data may not be a reliable indication of the future risk profile of the Fund. The risk category may change in the future and is not guaranteed. The lowest category does not mean risk free. The value of investments and the income from them may fall as well as rise and you may not get back the amount you originally invested.

This Fund has been measured as 5 because its investments have experienced moderate to high volatility in the past.



Fund in numbers

Size	£71.0m
Annualised 10 Yr Rolling Performance	10.94%
Annualised 10 Yr Rolling Volatility	10.90%
Current Yield	0.36%

As at 15.04.24 Source: FE Analytics.

THE FUND MANAGERS

Jeremy Wharton

Investment Grade Fixed Interest
Tenax Absolute Return Strategies



Jerry has managed our Investment Grade Fixed Interest Fund since 2004 and has co-managed Tenax with James Mahon since inception of the fund in 2007. Jerry became CEO on 1st January 2022.

James Mahon

Tenax Absolute Return Strategies
Balanced Equity Income
UK Equity Growth, Esk Global Equity
UK Smaller Companies



He was instrumental in the establishment of Church House Investment Management in 1999 and brings many years of experience to his role.

James has co-managed Tenax with Jeremy Wharton since 2007, UK Equity Growth since 2000 and Esk Global Equity from 2009.

Rory Campbell-Lamerton

UK Equity Growth
UK Smaller Companies
Esk Global Equity



Rory joined Church House in 2012 and began as an analyst on the Church House Tenax Absolute Return Strategies Fund under James Mahon and Jeremy Wharton.

Fred Mahon

UK Equity Growth
UK Smaller Companies



Fred joined September 2019 previously worked at JM Finn where he was manager of JM Finn's multi-asset portfolios. Fred's primary focus is on UK equities.

London Office

50 Grosvenor Street
Mayfair
London
W1K 3HW

T. 020 7534 9870

www.ch-investments.co.uk

Sherborne Office

York House
6 Coldharbour
Sherborne
DT9 4JW

T. 01935 382620

enquiries@church-house.co.uk

The information in this document is believed to be reliable but Church House does not warrant its completeness or accuracy. It should not be considered as advice or a recommendation.

We only make recommendations from our range of investment portfolio services and associated accounts. You can find full details of our services at www.ch-investments.co.uk/important-information or you can ask for further information.

We cannot guarantee that you will get back the amount of your original investment as the value of investments, and the income you could get from them, may fall as well as rise. You should also be aware that past performance is not a reliable guide to future performance. Church House Investment Management is a trading name of Church House Investments Limited, which is authorised and regulated by the Financial Conduct Authority.