

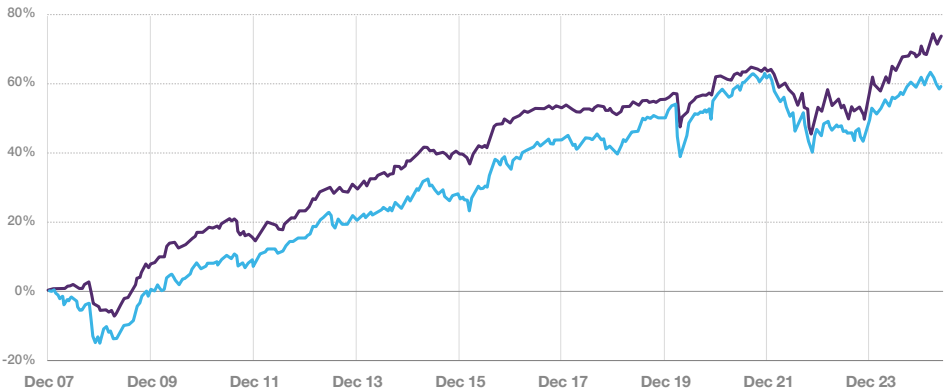
IFSL Church House

Tenax Multi-Asset Strategy Fund



May 2025

Performance v. Comparator Benchmarks



Source: FE Analytics. Total Return Nav-Nav line chart (from 30 November 2007 to 30 April 2025) from UK IA universe. The chart shows the performance of the Tenax Absolute Return Fund fund initially. The new name and policy were formally adopted in March 2025.

IFSL Church House Tenax Multi-Asset Strategy Fund B Acc in GB
IA 0-35% Mixed Investment Sector in GB

Performance Summary (%)

	3m	1yr	3yr	5yr
IFSL Church House Tenax Multi-Asset Strategy B Acc in GB	1.7	8.59	11.25	16.92
Sector: IA 0-35% Mixed Investment Sector	-1.31	-3.65	4.81	10.54

Source: FE Analytics. Total Return Nav-Nav month end (30 April 2025) performance table from UK UT and OEICs universe.

Calendar Year Total Returns (%)

	YTD	2024	2023	2022	2021
IFSL Church House Tenax-Multi Asset Strategy Fund B Acc in GB	3.22	5.57	6.56	-7.13	1.65

Source: FE Analytics. Total Return Nav-Nav discrete calendar performance table, of IFSL Church House Tenax Multi-Asset Strategy Funds B Acc from UK Investment Association universe.

Top Ten Holdings (%)

Esk Global Equity Fund B inc.	2.6%	Barclays	2.3%
Nationwide FRN (SONION) 2/2031	2.5%	Berkeley Group 2.5% 8/2031	2.3%
Capital & Counties 2% CNV 3/2026	2.4%	Shaftesbury Capital	2.1%
Investment Grade FI Fund Inc.	2.4%	Harmony Energy Efficiency	2.0%
Standard Chartered	2.3%	British Telecom 8.375% Call 9/28	2.0%

22.9% of Portfolio
Total number of holdings: 74

The Authorised Fund Manager of the Fund is:
Investment Fund Services Limited

Fund Managers



James Mahon Jeremy Wharton

Objective and Policy

To increase the value of an investment over a minimum of 5 years through a combination of capital growth and income. The Fund will aim to do this whilst focusing on achieving low levels of volatility. Low level volatility is expected to be up to 5% per annum, in normal market conditions.

On 28/03/2025 the fund name was changed from Tenax Absolute Return Strategies Fund, and the comparator benchmark changed from the IA Targeted Absolute Return sector to the IA Mixed Investment 0-35% Shares sector.

Please note
The Fund was converted from a non-UCITS to UCITS on 24/08/2020.

Key Information

B Share Class	Management Fee 0.875% *OCF 0.93
B Share Price	185.9p (Acc)
C Share Class	Management Fee 0.75% *OCF 0.80%
C Share Yield	3.45% (Inc)
SEDOL Code (C Shares)	Inc: BNBNRD0 Acc: BNBNRF2
ISIN Code (C Shares)	Inc: GB00BNBNRD03 Acc: GB00BNBNRF27
Sector	IA Mixed Investment 0-35% Shares
Fund Type	OEIC UCITS Scheme
Launch Date	November 2007
Interest Payment	May & November
Fund Value	£159m

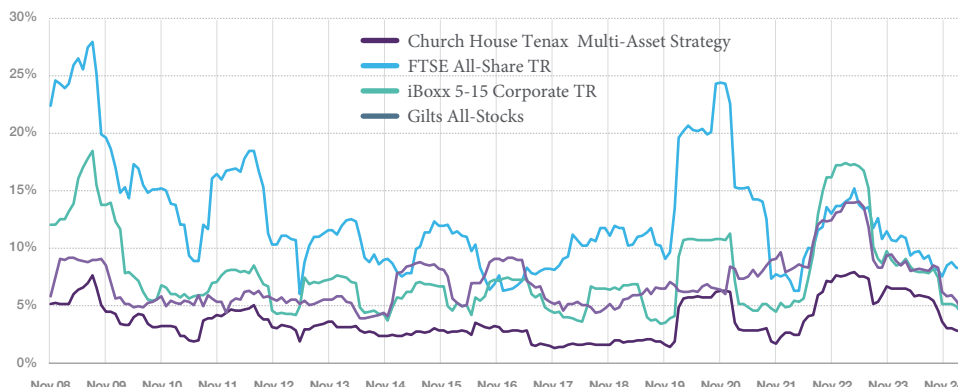
All prices and data in the factsheet are as at 30 April 2025. All fund performance data is based on the B Acc shares and shown after the deduction of fees and charges. Ongoing Charges Figure (OCF) based on estimates as at 30/09/2024.

*Following guidance from The Investment Association on 30/11/2023, OCF now excludes charges incurred by closed ended vehicles, e.g. investment trusts & REITs



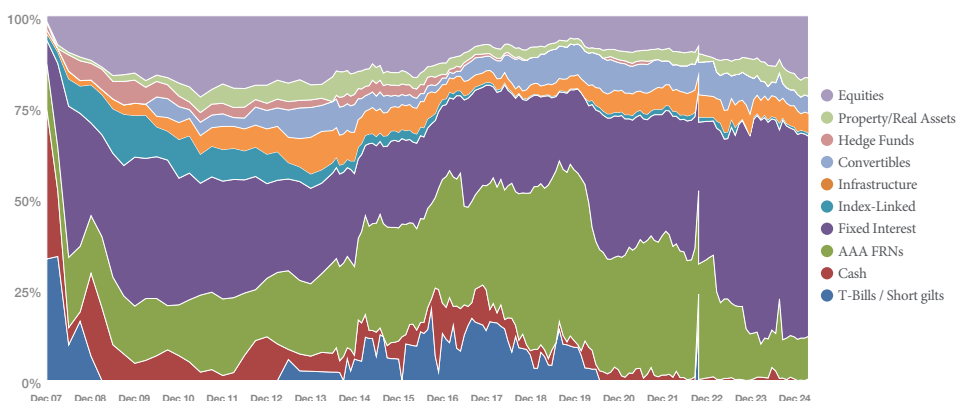
May 2025

Low Volatility Returns



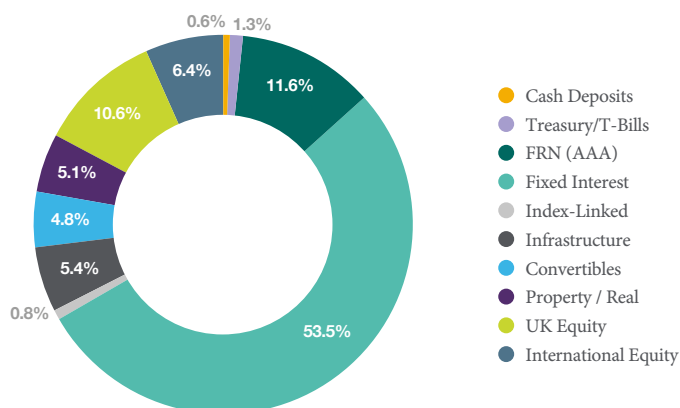
Source: Church House

Asset Class Risk Profile as % of total VaR



Source: Church House

Disposition



Source: Church House

**For more information
about this fund please
contact us:**

Sam Liddle

Sales Director

T 0207 534 9879

E s.liddle@church-house.co.uk

London Office

49 Grosvenor Street, Mayfair, London
W1K 3HP, United Kingdom

T 0207 534 9870

E enquiries@church-house.co.uk

Dorset Office

York House, 6 Coldharbour
Sherborne, DT9 4JW, United Kingdom

T 01935 382 620

E enquiries@church-house.co.uk

Investment Risk

Please note that the value of an investment in this fund and the income from it may go down as well as up and you may not get back your original investment. You should also be aware that past performance may not be a reliable guide to future performance.

Important Information

This is a financial promotion for Professional Clients and/or distributors only. This is not intended as investment advice. You should read the Prospectus and the Key Investor Information Document (KIID) for each fund in which you want to invest. The Prospectus and KIID can be found at www.ch-investments.co.uk. All information prepared within has been prepared by Church House Investments Limited, York House, Sherborne, DT9 4JW. Authorised and regulated by the Financial Conduct Authority. This document should not be published in hard copy, electronic form, via the web or in any other medium accessible to the public unless authorised by Church House Investments to do so. No warranty is given as to the accuracy or completeness of this information and no liability is accepted for errors or omissions in such information. This document may not be used for the purpose of an offer or solicitation in any jurisdiction or in any circumstances in which such an offer or solicitation is unlawful or unauthorised. To help us continually improve our service, and in the interest of security, we may monitor and/or record your telephone calls with us.