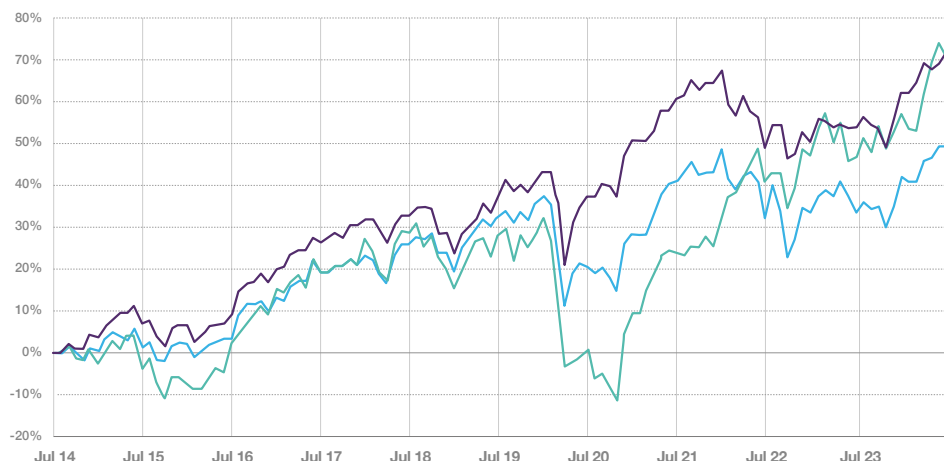


July 2024

The Authorised Fund Manager of the Fund is:
Investment Fund Services Limited

Performance v. Comparator Benchmarks



Source: FE Analytics. Total Return Bid-Bid line chart (from 01 July 2014 to 30 June 2024) from UK IA universe. FTSE 350 Higher Yield Index TR and IA Mixed Investment 40%-85% Shares TR have been chosen as comparator benchmarks to give an indication of the fund's performance relative to similar funds in the UK capital growth and income fund sector.

— IFSL Church House Balanced Equity Income B Inc TR in GB
— Index: FTSE 350 Higher Yield TR in GB
— Sector: IA Mixed Investment 40 85% Shares TR in GB

Performance Summary (%)

| | 3m | 1yr | 3yr | 5yr |
|---|------|-------|-------|-------|
| IFSL Church House Balanced Equity Income B Inc TR in GB | 3.04 | 13.16 | 7.35 | 14.18 |
| Index: FTSE 350 Higher Yield TR in GB | 5.66 | 16.81 | 38.74 | 34.03 |
| Sector: IA Mixed Investment 40 85% Shares TR in GB | 1.67 | 11.82 | 7.19 | 25.58 |

Source: FE Analytics. Total Return Bid-Bid month end (30 June 2024) performance table from UK Investment Association universe.

Calendar Year Total Returns (%)

| | YTD | 2023 | 2022 | 2021 | 2020 |
|---|------|------|--------|-------|-------|
| IFSL Church House Balanced Equity Income B Inc TR | 5.16 | 7.14 | -10.03 | 15.68 | -6.42 |

Source: FE Analytics. Total Return Bid-Bid discrete calendar performance table, of IFSL Church House Balanced Equity Income Fund (B Inc) from UK Investment Association universe.

Top Ten Holdings (%)

| | | | |
|-------------|------|------------|------|
| Astrazeneca | 6.4% | Barclays | 3.3% |
| Relx | 5.1% | Aviva | 3.0% |
| BAE Systems | 4.9% | Sage Group | 3.0% |
| Unilever | 4.4% | Rio Tinto | 2.8% |
| GSK | 3.8% | Britvic | 2.8% |

39.5% of Portfolio
Total number of holdings: 44
Portfolio Beta: 0.82

Fund Manager



James Mahon

Objective and Policy

Long-term income and capital growth from an actively managed portfolio. At least 70% of the Fund is invested in UK equities with a focus on larger capitalisation companies (market capitalisation in excess of £1 billion). Up to 30% of the Fund may be invested in sterling denominated fixed interest securities (including floating rate notes, index linked or convertible fixed interest securities), money market instruments and cash.

Key Information

A Share Class Management fee 1.50%
*OCF 1.55%
Min Investment £5,000

SEDOL Code (A Shares) Inc: 3133602
Acc: B11DQ39

ISIN Code (A Shares) Inc: GB0031336026
Acc: GB00B11DQ393

B Share Class Management fee 0.875%
OCF 0.92%

B Share Yield 3.31% (Inc)

SEDOL Code (B Shares) Inc: BNBNRB8
Acc: BNBNRC9

ISIN Code (B Shares) Inc: GB00BNBNRB88
Acc: GB00BNBNC95

Bid Price 188.5p (B Inc)

Trust Type Authorised Unit Trust/
UCITS

Launch Date February 2002

Dividend Payment May & November

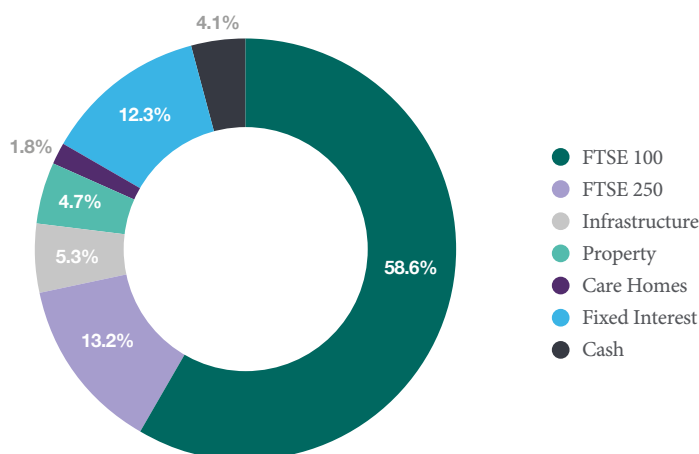
Fund Value £64.4m

All prices and data in the factsheet are as at 30 June 2024. All fund performance data is based on the B Inc shares and shown after the deduction of fees and charges. Yield data refers to the past 12 months and is based on a bid-basis. Ongoing Charges Figure (OCF) are based on accounts as at 31/03/2024.

*Following guidance from The Investment Association on 30/11/2023, OCF now excludes charges incurred by closed-ended vehicles, e.g. investment trusts & REITs

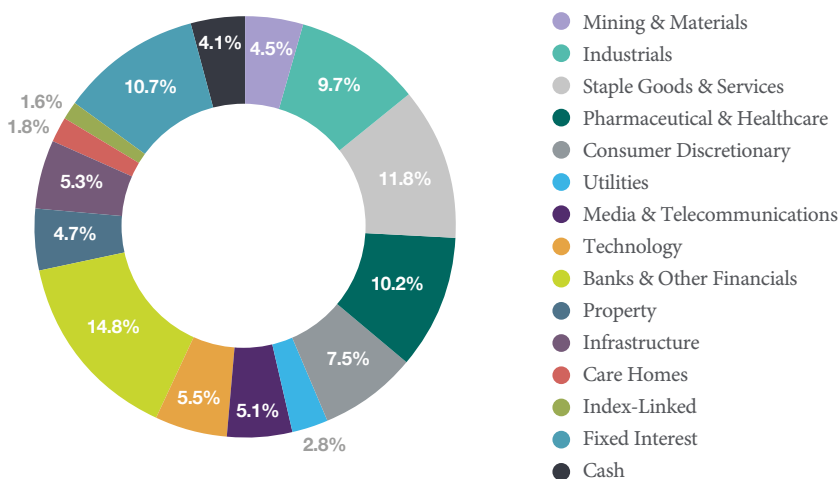
July 2024

Disposition



Source: Church House

Sector Allocations



Source: Church House

**For more information
about this fund please
contact us:**

Sam Liddle

Sales Director

T 0207 534 9879

E s.liddle@church-house.co.uk

London Office

50 Grosvenor Street, Mayfair, London
W1K 3HW, United Kingdom

T 0207 534 9870

E enquiries@church-house.co.uk

Dorset Office

York House, 6 Coldharbour
Sherborne, DT9 4JW, United Kingdom

T 01935 382 620

E enquiries@church-house.co.uk

Investment Risk

Please note that the value of an investment in this fund and the income from it may go down as well as up and you may not get back your original investment. You should also be aware that past performance may not be a reliable guide to future performance.

Important Information

This is a financial promotion for Professional Clients and/or distributors only. This is not intended as investment advice. You should read the Prospectus and the Key Investor Information Document (KIID for each fund in which you want to invest. The Prospectus and KIID can be found at www.ch-investments.co.uk. All information prepared within has been prepared by Church House Investments Limited, York House, Sherborne, DT9 4JW. Authorised and regulated by the Financial Conduct Authority. This document should not be published in hard copy, electronic form, via the web or in any other medium accessible to the public unless authorised by Church House Investments to do so. No warranty is given as to the accuracy or completeness of this information and no liability is accepted for errors or omissions in such information. This document may not be used for the purpose of an offer or solicitation in any jurisdiction or in any circumstances in which such an offer or solicitation is unlawful or unauthorised. To help us continually improve our service, and in the interest of security, we may monitor and/or record your telephone calls with us.